



# RHS FLOWER SHOW TATTON PARK



17-21 July 2019 | 22-26 July 2020

[rhs.org.uk/tatton](https://rhs.org.uk/tatton)

Your visit supports our work as a charity

RHS Registered Charity no. 222879 / SC038262

## Make Bents Your Destination



### Discover a destination with a difference.

Somewhere you can spend the whole day come rain or shine. We've got something for everyone to enjoy from our extensive dining choices to the Weeping Ash Garden and our outside adventure play area.

From our quality home grown plants, to a wide selection of top brands in our Clothing and Gift departments, Cook Shop, Children's Boutique, Food Hall and The Pet Place, we have it all at Bents.

The UK's  
**Best**  
Destination  
Garden Centre  
2018/19



GARDEN HOME LIFE FOOD

**Bents Garden & Home**, Warrington Road, Glazebury, Cheshire WA3 5NT.  
Telephone: 01942 266300. Check online for seasonal opening times.  
For the latest events and online shopping visit [bents.co.uk](https://bents.co.uk)



  
**bents**

## CESHIRE'S GLORIOUS Gardens



[cheshiresgardens.com](https://cheshiresgardens.com)






# EXPLORE Cheshire's Gardens

Which glorious garden will you visit?

From stately homes and secret gardens to the quintessentially English and exotic oriental, Cheshire's ever-changing landscape continues to inspire and attract thousands of visitors every year.

Whether you prefer to discover our fabulous stately homes or get a blast of fresh air and wander through the gardens, Cheshire's gardens have something for everyone. Use our handy map to navigate your way around our glorious gardens.



## GET Social

Follow us for the **LATEST NEWS, EVENTS and SPECIAL OFFERS**

- @VisitCheshire
- @VisitCheshire
- @visitchesterandcheshire



Front cover image © Joe Wainwright



## CHESHIRE WHERE SCIENCE *meets nature*

Sing along with a superstar beneath the trees at Delamere Forest, party like it's 1969 in the shadow of the giant telescope at Jodrell Bank, see some of the world's best digital works of art as a V&A touring exhibition makes its first stop in Chester...

For unforgettable experiences you will only find in Cheshire go to [visitcheshire.com/science-meets-nature](http://visitcheshire.com/science-meets-nature)

REASEHEATH COLLEGE

## What's on in 2020?

**Lambing Weekends**  
29th February/1st March  
& 7th/8th March

**Family Festival**  
Sunday 10th May

**Reaseheath Mini Zoo**  
Open weekends and school holidays  
[reaseheath.ac.uk/college-events](http://reaseheath.ac.uk/college-events)

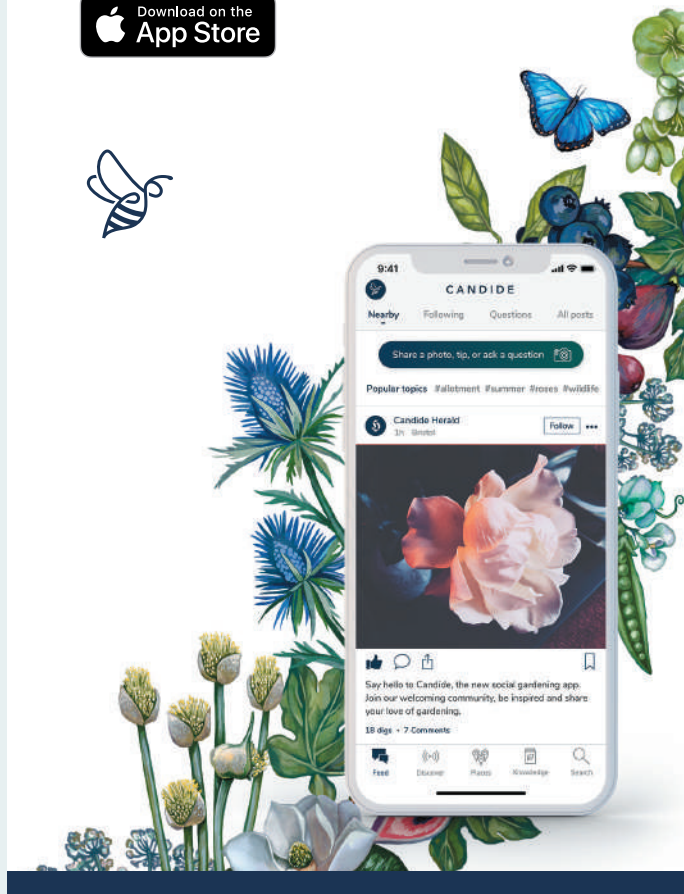
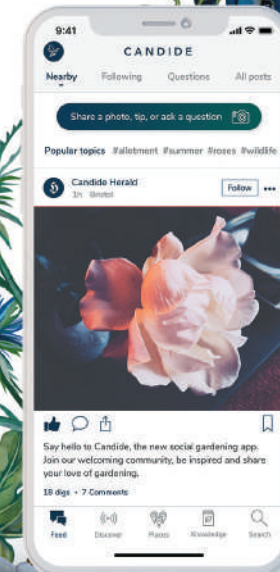
Reaseheath College

Reaseheath College, Nantwich, Cheshire CW5 6DF

# Explore Cheshire's gardens

WITH  
**CANDIDE**

[candidegardening.com/cheshire](http://candidegardening.com/cheshire)





Use this handy map to navigate your way around Cheshire's Glorious Gardens! Enjoy...

# CHESHIRE'S GLOARIOUS GARDENS



## Key:

- Car park
- Gifts
- Open all year
- Toilets
- Groups welcome
- Plant sales
- Refreshments
- Dogs allowed
- National Trust
- VAQAS
- Picnic area
- Children's play area
- National Gardens Scheme
- House open to the public
- Public transport available



### ADLINGTON HALL

Mill Lane, Adlington, Macclesfield Sat Nav: SK10 4LF  
 T: 01625 827595 W: adlingtonhall.com  
 One of the finest examples in existence of a Rococo style garden. With features dating from the 1600's onwards, the follies, pathways and maze are a joy to behold.  
 Open: April - September. See website for full details.



### ARLEY HALL & GARDENS

Northwich Sat Nav: CW9 6NA  
 T: 01565 777353 W: arleyhallandgardens.com  
 The gardens are amongst the finest in Britain with the stunning Herbaceous Border thought to be the first of its kind in England.  
 Open: All year round. See website for full details.




### BENTS GARDEN & HOME WEeping ASH GARDEN

Warrington Road, Glazebury, Warrington, Cheshire Sat Nav: WA3 5NT T: 01942 266300 W: bents.co.uk  
 Bents has evolved into a great day out with a passion for the garden, exceptional quality plants and expert advice. The adjacent Weeping Ash Garden completes any visit.  
 Open: All year round (call to confirm opening times prior to your visit).




### BLUEBELL COTTAGE GARDENS

Lodge Lane, Dutton Sat Nav: WA4 4HP  
 T: 01928 713718 W: bluebellcottage.co.uk  
 A two-acre cottage garden packed with colour and wildlife in a tranquil canal-side setting.  
 Open: April - September.



### CAPESTHORPE HALL

Siddington, Macclesfield Sat Nav: SK11 9JY  
 T: 01625 861221 W: capesthorpe.com  
 Dating from 1719, the majestic Capesthorpe Hall, with its stunning Jacobean style architecture, is set in 100 acres of picturesque parkland, exquisite gardens and lakes.  
 Open: Public opening March - October. Can be hired for Weddings and Corporate Events. Caravan park open from March - October. See website for full details.




### CHOLMONDELEY CASTLE GARDENS

Malpas Sat Nav: SY14 8AH  
 T: 01829 720383 W: cholmondeleycastle.com  
 Dominated by the castle, these romantic gardens boast superb plant collections, millions of spring bulbs, water gardens and a rose garden. New for 2018 are the 100m long double borders.  
 Open: March - October. See website for full details.



Opening times and events may vary throughout the year, please contact or visit the website of individual gardens before visiting.




### DUNHAM MASSEY

Altrincham, Cheshire Sat Nav: WA14 4SJ  
 T: 0161 9411025 / 0161 9423989  
 W: nationaltrust.org.uk/dunhammassey  
 A garden for all seasons. Take the meandering paths past swathes of colourful bulbs, lush borders, a sweeping lawn, a garden full of roses and the largest winter garden of its kind in the UK.  
 Open: All year round. See website for full details.




### GRAPPENHALL HEYS WALLED GARDEN

Wetherwin Avenue, Grappenhall Heys, Warrington, Cheshire Sat Nav: WA4 3DS  
 T: 01925 213638 W: ghwalledgarden.org.uk  
 Grappenhall Heys Walled Garden was built in the 1830s by Thomas Parr. It comprises a kitchen garden, pleasure ground and eight beautiful glasshouses. Pre-booked group tours of the gardens available.  
 Open: All year round (except Christmas & New Year). Tue - Sun. Café now open Fri - Sun. See website for full details.



### HARE HILL

Over Alderley, Macclesfield Sat Nav: SK10 4PY  
 T: 01625 584412 W: nationaltrust.org.uk/hare-hill  
 A tranquil wooded garden, surrounded by parkland with a delightful walled garden at its heart. Stunning Rhododendrons, early summer flowering and beautiful, white herbaceous border in the wooded garden.  
 Open: March - October.




### THE LOVELL QUINTA ARBORETUM

Swettenham Village Sat Nav: CW12 2LF  
 T: 01565 831981 W: lovellquintaarboretum.co.uk  
 Named after its creator, Sir Bernard Lovell, this 28-acre arboretum boasts over 2,500 trees and shrubs, 800 species, two National Collections, a lake and beautiful views across the Dane Valley.  
 Open: Opening times dawn till dusk. Closed on Christmas Day.



### LYME

Disley, Stockport Sat Nav: SK12 2NR  
 T: 01663 762023 W: nationaltrust.org.uk/lyme  
 A beautiful, 17-acre. Grade II listed garden. Discover idyllic hidden areas around the lake and the rhododendron walk, or relax in the rose garden and the orangery. Set in a deer park with spectacular mansion.  
 Open: February - November.



### NESS BOTANIC GARDENS

Neston Road, Ness, Cheshire Sat Nav: CH64 4AY  
 T: 0151 7956300 W: liverpool.ac.uk/ness-gardens/  
 Explore one of the Wirral's best kept secrets, 64 acres of stunning gardens and views across the Dee Estuary to Snowdonia. Featuring outstanding collections of rhododendron, azaleas, Himalayan and Chinese plants.  
 Open: All year round. Open seven days a week. See website for full details.



### PORT SUNLIGHT VILLAGE TRUST & GARDEN VILLAGE

23 King George's Drive, Port Sunlight Sat Nav: CH62 5DX  
 T: 0151 6446466 W: portsunlightvillage.com  
 Visit Port Sunlight Museum and discover the story of this beautiful village, its architecture and landscapes, and how the founder William Lever made his soap company a world-wide brand. Enjoy short presentation films, interactive and nostalgic displays, a recreated Edwardian worker's cottage and grocer's shop, and plenty of soap!  
 Open: All year round. See website for full details.



### QUARRY BANK

Styal, Willslow Sat Nav: SK9 4LA  
 T: 01625 527468 W: nationaltrust.org.uk/quarry-bank  
 Picturesque gardens with meandering paths, terraces, riverside walks and views set against the backdrop of a Georgian mill. Explore the restored 19th century glasshouse and back sheds where you'll discover the stories of the gardeners who worked in Quarry Bank's garden 200 years ago.  
 Open: All year round.



### RODE HALL & GARDENS

Scholar Green Sat Nav: ST7 3QP  
 T: 01270 873237 W: rodehall.co.uk  
 An early 18th century country house set in a Repton landscape. Enjoy bluebells, Rhododendrons and a two-acre, walled kitchen garden. Snowdrop Walks throughout February.  
 Open: April - September.



### TATTON PARK

Knutsford Sat Nav: WA16 6SG  
 T: 01625 374400 W: tattonpark.org.uk  
 Explore this glorious 50-acre garden developed over 200 years, including a magnificent Japanese garden, as well as 1,000 acres of parkland, mansion, farm, shops, restaurant and Gardener's Cottage tea room. This year learn about our 'Field to Fork' story and how our Walled Kitchen Garden sustained the estate and continues to supply produce to our restaurants today.  
 Open: All year round.



Make sure you check [cheshiresgardens.com](http://cheshiresgardens.com) for the most up to date opening times and prices.